
Ezy StartBar Crack Free [Win/Mac] [Updated] 2022

[Download](#)

Ezy StartBar Crack+ Free [32/64bit] (Final 2022)


The standard Windows Start Menu is very limited and offers a very basic set of menu options. Its inability to display menu items and sub-menu options on the fly can be very frustrating when viewing the menu while performing other tasks. This problem can be solved with Ezy StartBar! Ezy StartBar is a FREE utility that adds a supplemental Start Menu SideBar to your Windows Taskbar. It allows you to create up to 20 additional menu links that can be accessed quickly via the right click menu. You can group menu items in each menu link, and you can even create hierarchical menus! Ezy StartBar can be shared with other machines on the network as a convenient shortcut, and it also provides a multi-user settings folder for users to quickly change their settings from one machine to another. Ezy StartBar offers standard Windows functionality in a powerful, more usable form. You can navigate using your mouse and can create and edit menu items and groups when Ezy StartBar is "pinned" to your Desktop. When not pinned, you can use a File Open dialog to navigate to any folder or file on your computer and add any program or shortcut to the Ezy StartBar SideBar. Creating a new menu link or existing menu item You can create a new menu link by clicking a new menu icon, or you can just click on an existing menu icon in Ezy StartBar. Ezy StartBar will provide you with a large number of menu items from which to choose. Adding existing shortcuts or shortcuts to File Open dialog You can add existing shortcuts or shortcuts to the Ezy StartBar SideBar by first clicking on the File Open dialog, then clicking on the "Connect to a Folder" button. You can add multiple shortcuts to the same folder. If you drag and drop a shortcut from the right click menu to the Ezy StartBar, Ezy StartBar will attempt to add this shortcut to the Ezy StartBar menu icon. To add or edit an existing menu item You can add or remove menu items from an existing Ezy StartBar menu link using the following instructions: 1. Right click on an existing menu link 2. Click on the "Edit" link or the edit button on the right side of the menu link 3. Click on the "Menu Items" on the left side of the panel 4. Click on the "Add" button on the right side of the panel 5. Click on the folder you

Ezy StartBar Free (2022)











Create Ezy StartBar to access/create the Windows Start Menu SideBar shortcuts in Windows Vista/7/8/8.1, Windows Server 2008/2012/2016, Windows 10, UWP etc., with or without the Windows 8 style Start Menu. First diagnosis of an asymptomatic cerebral aneurysm with bilateral anterior cerebral artery aneurysms: report of a case. A 55-year-old man was admitted for the evaluation of a tumor in the right cerebellopontine angle, which was revealed by magnetic resonance imaging. Neurofibromatosis type 1 (NF-1) was diagnosed and treated in another hospital. Cerebral angiography revealed multiple asymptomatic aneurysms; both the right and left anterior cerebral arteries were involved. During surgery, we confirmed that the aneurysms were located on the posterior communicating artery, which we had previously diagnosed by trans-femoral angiography. There were two aneurysms in each anterior cerebral artery; the largest one was on the left side, but the other one was not clearly identified. The incidences of aneurysms on the anterior cerebral arteries are not rare. However, there is little information regarding aneurysms located in the bilateral anterior cerebral arteries, and few patients with bilateral aneurysms have been reported in the literature. Herein, we report the first case of a patient with a diagnosis of asymptomatic bilateral aneurysms of the anterior cerebral arteries and a subarachnoid hemorrhage. The present case is noteworthy because of the aneurysms being bilateral, and because of the high risk for unruptured aneurysm during follow-up after coiling.. Then each attempted communication has to be

assigned an identifier and routed. If the language uses a unified communication system for call-control as well as its own separate call-control layer, then the unified layer has to be augmented to cover the new communication capabilities. In either case, the newer capabilities will be added to the system on a "best effort" basis as needed and the capabilities available at the time of the request. What is needed is a method and system for defining, distributing, and processing a wide-area multimedia call, which includes the capabilities and information of a face-to-face communication session over a packet-switched data network, such as the Internet, while minimizing the number of messages exchanged between a calling party and a called party 09e8f5149f

Ezy StartBar [Updated]

Ezy StartBar is a utility that adds a SideBar to your Windows Taskbar, called Ezy StartBar SideBar. The SideBar contains Groups of menu items; the Groups can be filtered to show only files or folders, or have sub-Groups that contain shortcuts to specific Programs or Programs types (for example, Games, Text-Editor, Graphics, Audio, etc). The SideBar has a click-able hyperlink that takes you straight to the program or folder associated with the link, in most cases without exiting Ezy StartBar. The SideBar can be dragged around to the required position on your Taskbar and then pinned to any desktop. The SideBar can be replaced by another SideBar for a different set of menus, or optionally deleted by selecting the top menu item from Ezy StartBar and selecting the Delete button. Ezy StartBar screenshots: Source code: All source files and routines for Ezy StartBar are included in the ZIP file for download. License: Ezy StartBar is Free for non-commercial use You can use Ezy StartBar in your own projects or for your own profit. You cannot resell or redistribute Ezy StartBar or any component of it without my permission. As you use Ezy StartBar, I hope you will notify me about any bugs or feature request by the "Report bugs" button on the menu bar. This application and any component(s) of it is released under the GNU General Public License v2. What's New in V2.1: - Fixed a bug with adding items to the Links menu in the Ezy StartBar SideBar - Fixed a bug with the Hyperlink on the Ezy StartBar SideBar not working when the Ezy StartBar is pinned to a desktop - Fixed a bug with the icon of Ezy StartBar's menu not being right-click editable if its SideBar is pinned to a desktop - Fixed a bug with Ezy StartBar's SideBar not appearing on Windows Vista New Ezy StartBar Release V2.0, Added a Mute function to the Ezy StartBar SideBar in Version 2.0. Requirements:  Requires VB6 Runtime Files Ezy

What's New in the Ezy StartBar?

Ezy StartBar is the application that includes an excellent start menu replacement for Windows 7 and Windows 8 and a Start Menu SideBar for Windows XP. Unlike most other start menus, the Ezy StartBar SideBar can be pinned to your Desktop so that it is always available for easy access. You can create multiple pages for a single set of menu items so that the Menu System view can be navigated. Features:  The Ezy StartBar SideBar can be pinned to your Desktop or your Desktop can be enclosed in a window for easy access.  The Ezy StartBar can hold virtually any shortcut (.exe) or shortcut (.lnk), program, or document file.  You can add, edit or remove shortcuts on the fly.  You can assign a name to a shortcut, group, or entry in the SideBar, so that it's easy to find when moving or removing items.  You can view a particular file location by highlighting the path, and edit the path as needed. Any changes that are made to the path are automatically updated in the SideBar.  You can create shortcut links to other items, or open them from Ezy StartBar using a mouse click. Shortcut links are not limited to just opening their associated files, but you can select any program, document, or even a path within a document file.  You can drag and drop shortcuts and files from your desktop onto any group in the SideBar, or drag and drop files and shortcuts onto the Ezy StartBar Windows Explorer Viewer Toolbar to quickly access the files and shortcut.  You can drag and drop shortcuts, files, or groups from the SideBar onto the standard Start Menu. You can also drag and drop items from the SideBar onto other shortcuts or groups in the standard Start Menu.  You can drag and drop items from one group in the SideBar into another group in the SideBar. The items are not required to be either shortcuts or files, but can be anything.  You can set the width of the SideBar to be as wide or as narrow as you would like. You can use the middle click of your mouse to set the width.

☐ You can create as many groups in your Ezy StartBar SideBar as you want. ☐ You can group items in the SideBar by highlighting

System Requirements For Ezy StartBar:

CPU: Intel Core i3-7100 (3.9 GHz) or AMD FX-8350 (3.8 GHz) or later GPU: Intel HD 4000 or AMD R7 240x (2GB) or AMD HD7750 (2GB) or higher RAM: 8 GB (16 GB recommended) Videos: 2GB Discs: 1 Formats: N/A Other Requirements: Operating Systems: Windows 7 SP1 (64-bit), Windows 8.1, Windows 10

Related links:

<https://www.blackheadpopping.com/peakfollow-crack-latest-2022/>
<https://dubaiandmore.com/wp-content/uploads/2022/06/soakeil.pdf>
<https://goodsforyoutoday.com/wp-content/uploads/2022/06/vyvsha.pdf>
https://influencerstech.com/upload/files/2022/06/s2MF8jDuvJ4Tnl6DiUvw_07_a39f0bc3cfccd9e01d846bd11f6ce99b_file.pdf
<https://serv.biokic.asu.edu/pacific/portal/checklists/checklist.php?clid=6174>
<https://www.mangasman.com/zipweb-crack-for-pc-april-2022.html>
<https://criptovalute.it/wp-content/uploads/2022/06/estemert.pdf>
<https://tarpnation.net/marine-life-aquarium-screensaver-crack-activation-code-with-keygen-download-for-pc-updated-2022/>
<http://www.bondbits.com/drowssap-free-download/>
<https://www.aussnowacademy.com/multiproxy-crack-product-key-full-updated-2022/>
<https://alafdaljo.com/clipboard-manager-gadget-crack-download-x64/>
<https://logocraticacademy.org/wp-content/uploads/2022/06/bennbook.pdf>
http://deepcarepm.com/wp-content/uploads/2022/06/Web_Data_Shark_2022Latest.pdf
https://puntorojoec.com/wp-content/uploads/2022/06/EatScreen_Recorder_Pro.pdf
<https://madreandiscovery.org/fauna/checklists/checklist.php?clid=13937>
https://www.riseupstar.com/upload/files/2022/06/bHTv4iBsJ9RppzhkxgNl_07_a39f0bc3cfccd9e01d846bd11f6ce99b_file.pdf
<https://thoitranghalo.com/2022/06/07/quire-optimizer-free-download/>
<https://aibijg.wixsite.com/trolovprenum/post/valentina-c-pascal-sdk-mac-win-latest>
<https://www.sernecportal.org/portal/checklists/checklist.php?clid=69286>
<https://fraenkische-rezepte.com/save-attached-outlook-items-crack-3264bit/>